

SmartWorks Pro

INNOVATION IN WIDE FORMAT SCANNERS AND SOFTWARE



Touch-Screen Capable
Scanning and Copying
Software for Professional
Imaging Applications



PROVIDES:
PRODUCTIVE WORKFLOW GIVING EASY SCANNING,
COPYING, SCAN-TO-FILE WITH ADVANCED IMAGE
RESTORATION AND COLOR MANAGEMENT



Great color straight out of the box
at a touch of a finger tip!

SmartWorks Pro

A software platform providing three discrete applications in one package - **Scan, Copier, Scan & Copy** together, suiting the requirements of both the occasional and professional user.

The intuitive **Graphical User Interface (GUI)** can be operated through either Mouse or **Touch Screen enabled displays**, providing simple working or rapid access to the wide range of new **Full Color and Image Quality Editing** features.

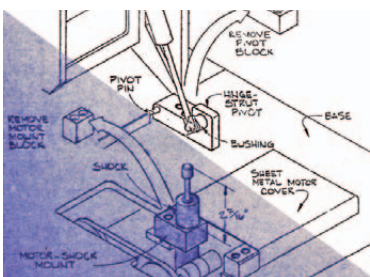


Image restoration

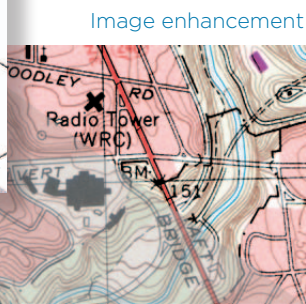
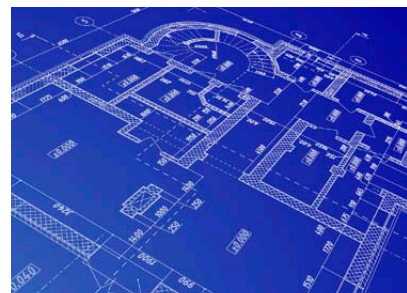


Image enhancement

Filters to key scanning features for more unusual types of document. Eliminate the common problems when scanning documents such as monochrome CAD or technical drawings, or conducting image restoration on archived blueprints. This feature allows a quick review of how the scanner will treat each type of document you scan - automatically.



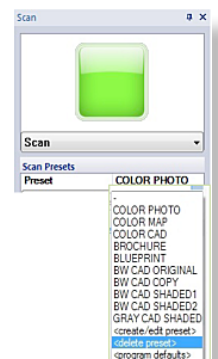
Consider the issues related to productivity.

One of the main problems limiting the throughput of documents when scanning is the way in which the software application handles the image data once it has been scanned. With **SmartWorks Pro**, we believe the **Scan-Once Workflow** sets us apart by allowing any number of adjustments to be made in real-time after scanning the image file which is then updated and saved without any additional scanning or operator intervention. This reduces the amount of time incurred storing and retrieving the data file, re-scanning to review changes made or refreshing the screen content. **Scan-Once** also limits the opportunity for potential damage to the original document, especially if the document is fragile and/or valuable.

Let **SmartWorks Pro** enhance your productivity by using the **10 Preset Filters** for quick selection of your preferred key scanning parameters. This helps unskilled operators make the sensible choice of the correct image processing to be used for the **TEN** most common document types scanned and the key operator can create additional **Preset**

About to undertake a large archiving job?

Let **SmartWorks Pro** help you increase the throughput of your scanned documents by using the advanced **Auto Size** feature. Automatically sets the parameters of the scan to suit the size of original document. Also use the **Auto Detect Document** - starts the scan automatically allowing the operator to concentrate on the staging of the document and preparing subsequent materials for feeding. Use **Auto Detect Document** in conjunction with the **Auto Name** feature where the operator can define the basic file name and **SmartWorks Pro** appends the relevant scan number to the file name for each subsequent document scanned. It can also be set to provide an **Automatic Time Stamp** to each file and also includes options that control over-writing of the file. These combined features allow the operator to scan multiple sheets simply by continually feeding the scanner with new documents.

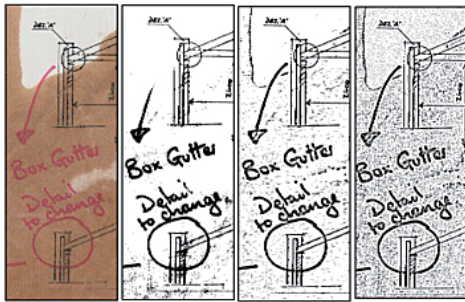


SmartWorks – works smarter and harder

This allows the operator to concentrate on the feeding of the documents whilst the **SmartWorks Pro** handles the automatic filing and naming of the scanned images.

Consider the issues related to scan quality.

The main issues relating to the quality of scan are as a result of the quality of the original document. If you have a perfect original, then the scan copy will also be perfect. But more often the originals are imperfect and have additional handwritten information added or suffer from age or wear related problems. For **SmartWorks Pro**, this is the point at which the real drive for image perfection starts.



Consider the need for the production of a pure Monochrome image, to create the smallest image file for storage, when the original may be colored, damaged, stained or even an old original Blueprint. Clearly the clarity of the finished scan needs to be the primary objective and **SmartWorks Pro** has several ways in which it can achieve that. By selecting the **Bi-Tonal** feature, this type of **Thresholding** provides the easiest means of converting the image to Black or White for clean originals, yet produces immaculate image quality for legibility. Other alternatives for the removal of a varying background could be using **Intelligent 2D Adaptive Thresholding** that in conjunction with the **Scan-Once** feature, allows the variation in the background to achieve the desired contrast. A **Dithered** approach provides photo realistic reproduction in a **Bi-Tonal** format where conversion from color to monochrome output is necessary.

Where full color is concerned, **SmartWorks Pro** provides great color images - 'straight-out-of-the-box'. By integrating ICC color management into **SmartWorks Pro** viewer, we have been able to provide a very accurate representation of scanned and printed output. This is done in the set-up stage

by the use of standard **IT8 targets** that profile the scanner for color accuracy and color sensitivity. **SmartWorks Pro** will attach profile information to each scanned image file, ensuring accurate color reproduction when reloading into **SmartWorks Pro** or displaying using other color calibrated viewers. When viewing the color or tonal changes of a scanned image, **SmartWorks Pro** provides the user with a color managed and smooth flicker-free display showing exactly how the changes made will affect the final color of the output document.

When using the **SmartWorks Pro Scan & Copy** or **Copier** versions, there are several different alternatives to how the printer driver can be used. By using the standard Windows™ printer driver, the output characteristics of the scanned image are defined based on the sophistication of the chosen output printer manufacturer. For some Windows printer drivers, the options for paper conservation and color profile selection can be limited. **SmartWorks Pro Printer Drivers** allow the user to create printer profiles specifically suited to the chosen output media being used and also to benefit from greater control over precise copy size and economical paper utilization.

For compatibility with large CAD drafting printers, TIFF files can be held in an **Optional Hot Folder**. With this feature all scans can be automatically detected and printed by the CAD printer without the use of printer drivers. (Note: CAD printer must support hot folder/RIP operation.)

Once scanned, any image can be manipulated, cropped, rotated, de-skewed and changed to 256 colors or monochrome grey

scale. Using the **Extend Borders** combined with the **Annotation** features,

it is possible to add a white border to the scanned image along with extra manually added text, thus creating simple Posters.



One interface - three applications	Scan (scan only) Copier (copy only) Scan & Copy (scan to file and copy - simultaneously)																		
Either Mouse or Touch compatible	Choose the style of operation that suits you. Use Touch Screen operation when using the software mostly with the program defaults - e.g.: "Press the Green Button" copying and so on Use the Mouse for in-depth manipulation of the scanned image, modification of the presets.																		
Optimised Windows Printer Driver Support	Great color, straight out of the box Use any Windows compatible printer to get the printed output you need																		
Scan Once	Edit straight from the scan, as many times as you need No need to re-scan the file every time you need to make an adjustment Reduces image process time and increases productivity																		
Many automatic features	Auto paper size detection Auto start scanning Auto Name / Date & Time stamp - including Overwrite Control Auto File Save Improved Auto Paper De-skew ¹																		
Advanced Editing Features	Smooth de-skew -squares the scan and minimises the stress in the original document Exterior Borders - quickly produce large printed outputs based on inputs scanned 4-Vu (multiple views) - specify 4 separate areas of the document being scanned to monitor content or quality as its scanned Efficient High Speed Viewer - fully customisable 10 Preset filters for repeatable best results with common document types																		
Multiple Black & White Modes	Grayscale - 8 bit, 256 levels of gray Bi-tonal (simple original) Adaptive Thresholding (difficult original) Fully Dithered (Photo, Line Art & Mixed) Able to repair image data on damaged originals																		
Total Color Management	Transform and enhance all aspects of scanned images and colors Profile Scanner and printer for pristine reproduction of color where used Display images on a calibrated screen (third party software required) Save scans with embedded RGB profile Create printer profiles for your print material to create the best color output Repeatable quality scan after scan, copy after copy																		
Functionally Adaptive User Interface	Simple set-up of scanning for non-specialist users Quick access to the full feature set for the professional allowing them to ensure the quality of individual scans																		
Fully Indexed Help File	Fully translated and searchable on relevant subject matter Subject related help information																		
Supported File Formats	<table border="0"> <tr> <td>TIFF</td> <td>black and white, grayscale or color, no compression</td> </tr> <tr> <td>TIFF packed bits</td> <td>black and white, grayscale or color, lossless, fixed compression</td> </tr> <tr> <td>TIFF LZW</td> <td>black and white, grayscale or color, high efficiency, lossless, fixed compression</td> </tr> <tr> <td>TIFFG3</td> <td>black and white, lossless, fixed compression</td> </tr> <tr> <td>TIFFG4</td> <td>black and white, lossless, fixed compression</td> </tr> <tr> <td>JPEG</td> <td>black and white, grayscale or color, lossy, variable compression</td> </tr> <tr> <td>JPEG2000</td> <td>black and white, grayscale or color, lossy and lossless, variable compression</td> </tr> <tr> <td>PDF</td> <td>black and white, grayscale or color, lossy, variable compression</td> </tr> <tr> <td>PNG</td> <td>grayscale or color, lossless, fixed compression</td> </tr> </table>	TIFF	black and white, grayscale or color, no compression	TIFF packed bits	black and white, grayscale or color, lossless, fixed compression	TIFF LZW	black and white, grayscale or color, high efficiency, lossless, fixed compression	TIFFG3	black and white, lossless, fixed compression	TIFFG4	black and white, lossless, fixed compression	JPEG	black and white, grayscale or color, lossy, variable compression	JPEG2000	black and white, grayscale or color, lossy and lossless, variable compression	PDF	black and white, grayscale or color, lossy, variable compression	PNG	grayscale or color, lossless, fixed compression
TIFF	black and white, grayscale or color, no compression																		
TIFF packed bits	black and white, grayscale or color, lossless, fixed compression																		
TIFF LZW	black and white, grayscale or color, high efficiency, lossless, fixed compression																		
TIFFG3	black and white, lossless, fixed compression																		
TIFFG4	black and white, lossless, fixed compression																		
JPEG	black and white, grayscale or color, lossy, variable compression																		
JPEG2000	black and white, grayscale or color, lossy and lossless, variable compression																		
PDF	black and white, grayscale or color, lossy, variable compression																		
PNG	grayscale or color, lossless, fixed compression																		

¹Automatic De-skewing only available in conjunction with the Gx+ products

[For full details of host system requirements please go to: http://www.colortrac.com/support/system_requirements.htm.] Colortrac Ltd makes no warranty of any kind with respect to the information contained in this document and reserves the right to change specifications without notice. Colortrac and Smart LP[®] are trademarks of Colortrac Ltd. All other trademarks are the property of their respective owners. Copyright © 2011 Colortrac Ltd. COLORTRAC SMARTLF WIDE FORMAT SCANNERS ARE DESIGNED AND MANUFACTURED BY COLORTRAC.

YOUR COLORTRAC STOCKIST

Colortrac Limited

Colortrac HQ and Factory
3-5 Brunel Court, Burrell Road,
St Ives, Cambs PE27 3LW, UK
Tel: +44 1480 464618
Fax: +44 1480 464620

Colortrac Inc.

4431-A Brookfield Corporate Drive
Chantilly, Virginia 20151, USA
Tel: +1 703 717 5631
Fax: +1 703 717 5361

Colortrac Japan

12th floor, 1203
Yokohama Creation Square,
5-1 Sakae-Cho
Kanagawa-Ku, Yokohama-Shi
Kanagawa-Ken
221-0052 Japan
Tel: +81(0)45 548 6991
Fax: +81(0)45 548 6992

Colortrac Limited (Beijing)

Room 1208, ZhongGuanCun Technology Development
Building C, No.34 Zhong Guan Cun South Street
HaiDian District, Beijing 100081, P.R. China
Tel: +86 (0) 10 62124936
Fax: +86 (0) 10 62124770

www.colortrac.com